

Program Outcome and Assessment(s)
2020-21 Program Outcome Assessments Year-End Reporting Form
Program Review Cycle –2019-20

In response to SACSCOC 8.2, *“The institution identifies expected outcomes, assesses the extent to which it achieves these outcomes, and provides evidence of seeking improvement based on analysis of the results ...”*

Name of Program: Early Childhood Education Non-Licensure Track

Program Outcome #1: Completers (unduplicated) (Degree level, highest level of attainment)

Baseline: N/A # (Average of total completers for the last three years – to be identified)
*Unable to set baseline, new program for 2018-19;
 Set baseline once 3 years of completer data is achieved in 2020-21 (2021-22 report) /
 or when there is 3 years of program completer data to average*

Standard: N/A #
Target: N/A #


2020-2021 Action / Strategy Items:

Item #	Action / Strategy Items: (Actions / strategies identified in the 2019-20 program review and outcome assessment.)	Results / Use of Results: (Provide results of the action / strategy identified. Was the action / strategy successful? How do you know?)
1	Not applicable. New program, no action items identified.	Not applicable

Number of Completers (unduplicated) – Graduation Year – Summer, Fall, Spring				
Graduation Year	Associate	Diploma	Certificate	Total
2018-2019				n/a
2019-2020	1			1

In 2019-20, Early Childhood Education - Non-Licensure Track is a new program (2018-19). Therefore, no baseline, standard, or target was set for this program.

1



Provide narrative for analysis of completers *(Based on the data, provide a narrative of your analysis of completions. Indicate factors that may have affected your completions. How might you increase the number of completers in your program?)*

In 2019-20, Early Childhood Education - Non-Licensure Track is a new program (2018-19). Therefore, no baseline, standard, or target was set for this program.

Provide narrative for analysis of completer standard/target *(As a result of the data analysis, indicate changes to the standard or target. Did you meet your standard/target? State any changes you plan to make for continuous improvement.)*

Unable to set baseline, new program for 2018-19. Set baseline once 3 years of program completer data is achieved in 2020-21 (2021-22 report) or when there is 3 years of program completer data to average.

2021-2022 Action / Strategy Items:

(Identify and address outcome assessments that fall below the established standard and/or target and additional recommendations resulting from the review.)

Item	Action / Strategy Items <i>(Identify action items as a result of your program outcome assessment.)</i>	Target Date <i>(Identify your projected target date for completion of action items.)</i>	Assessment of Action Items <i>(How will you assess the results of action items?)</i>
1	Program advisors will develop a course plan for each advisee, advise students to use self-service to review course plan, advise students to follow course plan, and the student and the program’s advisors will monitor students’ progress.	Currently and ongoing.	The program will assess the results by monitoring students’ course plans and by the number of students following their individual course plan.
2	The program will also continue to offer classes to obtain certificates on regular bases.	Currently and ongoing.	The number of students enrolled in classes specifically designed for certificates.

Program Outcome #2: Program Retention, Fall to Fall

Baseline: N/A % (Average of three years – to be identified; fall-to-fall program retention)
Unable to set baseline, new program for 2018-19;
Set baseline once 3 years of retention data is achieved in 2020-21 (2021-22 report) /
or when there is 3 years of program retention data to average

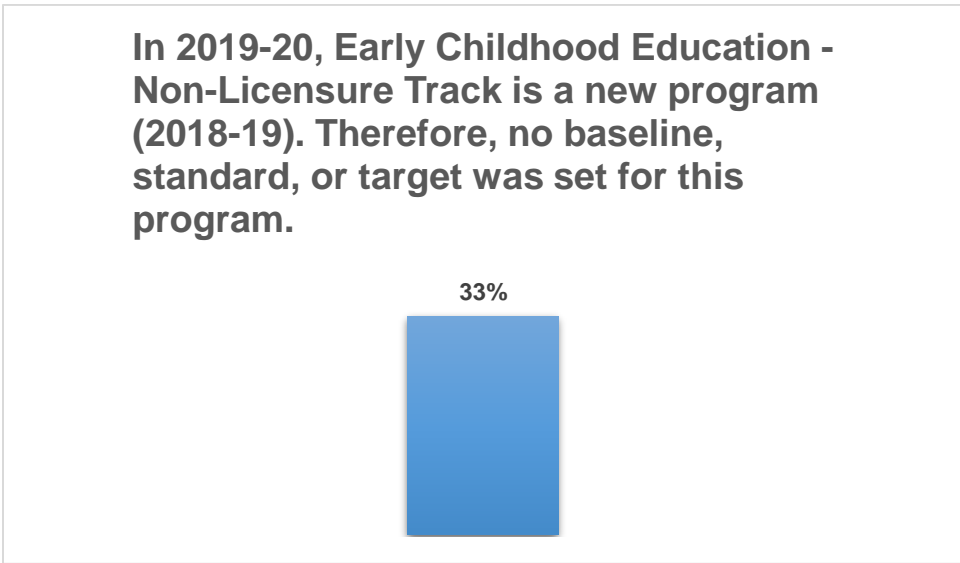
Standard: N/A % Fall to Fall

Target: N/A % Fall to Fall

2020-2021 Action / Strategy Items:

Item #	Action / Strategy Items: (Actions / strategies identified in the 2019-20 program review and outcome assessment.)	Results / Use of Results: (Provide results of the action / strategy identified. Was the action / strategy successful? How do you know?)
1	Not applicable. New program, no action items identified.	Not applicable.

Year (Fall to Fall)	Program Fall Enrollment Cohort	Program Completers	Program Retained	Program Stop Outs	Program Transfers	Program Retention Rate
Fall 2018-Fall 2019	2	0	1	1	0	50.0%
Fall 2019-Fall 2020	3	1	0	1	1	33%



Provide narrative for analysis of program retention data (Based on the data, provide a narrative of your analysis of fall to fall retention. Indicate factors that may have affected your retention. State any changes you plan to make to improve retention.)

In 2019-20, Early Childhood Education - Non-Licensure Track is a new program (2018-19). Therefore, no baseline, standard, or target was set for this program.

Provide narrative for analysis of program retention standard/target *(As a result of the data analysis, indicate changes to the standard or target. Did you meet your standard/target? State any changes you plan to make for continuous improvement.)*

Unable to set baseline, new program for 2018-19. Set baseline once 3 years of program retention data is achieved in 2020-21 (2021-22 report) or when there is 3 years of program retention data to average.

2021-2022 Action / Strategy Items:

(Identify and address outcome assessments that fall below the established standard and/or target and additional recommendations resulting from the review.)

Item	Action / Strategy Items <i>(Identify action items as a result of your program outcome assessment.)</i>	Target Date <i>(Identify your projected target date for completion of action items.)</i>	Assessment of Action Items <i>(How will you assess the results of action items?)</i>
1	The program will refer student for academic skills and to their achievement coach when the student exhibit a need for additional assistance.	Students who are not passing midway of the semester will be referred.	The program will document referred students and track if students followed through with the referral along with rather the students improved or continued to struggle.
2	The program will continue to recruit students.	May 2022	The program will document recruitment efforts and document the number of new students entering the program.

Program Outcome #3: Job Placement / Employment

This assessment was recommended for deletion due to the lack of a standardized method of measurement. The Planning Council approved the deletion on September 24, 2020.

Program Outcome #4: Labor Market Data

This assessment was recommended for deletion due to the lack of a standardized method of measurement. The Planning Council approved the deletion on September 24, 2020.

Program Outcome #5: Licensure and Certification Passing Rates (if applicable) (NCCCS Performance Measure)

Baselines were set based upon WCC’s average college performance of the measure. Standards and targets were set using WCC’s performance of the NCCCS Performance Measure results and are the same as those set in the WCC Strategic Plan for Institutional Effectiveness.

Baseline: N/A % (Average of three years – identify last three licensure years)
Standard: N/A %
Target: N/A %

2020-2021 Action / Strategy Items:

Item #	Action / Strategy Items: <i>(Actions / strategies identified in the 2019-20 program review and outcome assessment.)</i>	Results / Use of Results: <i>(Provide results of the action / strategy identified. Was the action / strategy successful? How do you know?)</i>
1	Not applicable.	

Licensure / Certification Exam – (Title of License or Exam)

NCCCS Report	Exam Year	# Tested	# Passed	% Passing	Index Score
2017	2015-16				
2018	2016-17				
2019	2017-18				
2020	2018-19				

Provide narrative for analysis of licensure / certification passing rates data *(Based on the performance measure data, provide a narrative of your analysis of licensure / certification. Are you satisfied with your program licensure or certification rates? State any changes you plan to make for continuous improvement.)*

Not applicable.

Provide narrative for analysis of licensure / certification passing rates standard/target *(Standards and targets were set using WCC’s performance of the NCCCS Performance Measure results and are the same as those set in the WCC Strategic Plan for Institutional Effectiveness.)*

Not applicable.

2021-2022 Action / Strategy Items:

(Identify and address outcome assessments that fall below the established standard and/or target and additional recommendations resulting from the review.)

Item	Action / Strategy Items <i>(Identify action items as a result of your program outcome assessment.)</i>	Target Date <i>(Identify your projected target date for completion of action items.)</i>	Assessment of Action Items <i>(How will you assess the results of action items?)</i>
1	Not applicable.		

Program Outcome #6: Third-Party Credentials (if applicable)

This assessment was recommended for deletion due to the lack of a standardized method of measurement. The Planning Council approved the deletion on September 24, 2020.

Program Outcome #7: Program Success Rate (all delivery methods)
(Duplicated based on number of courses taken by students in the program.) (Program Success Rate tab)

Baseline: N/A % (Average program success students for three years – to be identified)
Unable to set baseline, new program for 2018-19;
Set baseline once 3 years of program success rate data is achieved in 2020-21 (2021-22 report) /
or when there is 3 years of program success rate data to average

Standard: N/A %


Target: N/A %

2020-2021 Action / Strategy Items:

Item #	Action / Strategy Items: <i>(Actions / strategies identified in the 2019-20 program review and outcome assessment.)</i>	Results / Use of Results: <i>(Provide results of the action / strategy identified. Was the action / strategy successful? How do you know?)</i>
1	Continue to work with students using the strategies mentioned above.	Students who struggled with courses were referred to their achievement coach and/or recommended to utilize academic skill services. Most of the students improved with the assistance from the college’s resources. Students who utilized the college’s resources were successful with the courses that presented them with a struggle.
2	Offer a variety of delivery options for courses to meet the needs of traditional and nontraditional students.	Students registered for all methods of delivery of courses that fit their needs. Students were able to register for online classes and continue to balance jobs. Nontraditional students utilized the computer lab to complete online classes when the pandemic forced classes online.

Academic Year Fall, Spring, Summer	Program Enrolled Students	Program Success Students	Program Success Rate
2018-2019	4	4	100%
2019-2020	18	18	100%

In 2019-20, Early Childhood Education - Non-Licensure Track is a new program (2018-19). Therefore, no baseline, standard, or target was set for this program.



Provide narrative for analysis of student success in program courses *(Are students more successful in program courses in face-to-face, online, hybrid, or blended methods of course delivery? Do you plan to make any changes to course offerings based upon your analysis of the data?)*

Students were successful in all methods of course delivery. Additional online options will be offered based on increase in enrollment and success rate of students.

Provide narrative for analysis of student success in program courses standard/target *(As a result of the data analysis, indicate changes to the standard or target. Did you meet your standard/target? State any changes you plan to make for continuous improvement.)*

Unable to set baseline, new program for 2018-19. Set baseline once 3 years of program success rate data is achieved in 2020-21 (2021-22 report) or when there is 3 years of program success rate data to average.

2021-2022 Action / Strategy Items:

(Identify and address outcome assessments that fall below the established standard and/or target and additional recommendations resulting from the review.)

Item	Action / Strategy Items <i>(Identify action items as a result of your program outcome assessment.)</i>	Target Date <i>(Identify your projected target date for completion of action items.)</i>	Assessment of Action Items <i>(How will you assess the results of action items?)</i>
1	The program will continue to work and engage with students who seem to be struggling. Program will refer student for academic skills and to their achievement coach when the student exhibit a need for additional assistance.	Students who are not passing midway of the semester will be referred.	The program will document referred students and track if students followed through with the referral along with rather the students improved or continued to struggle.

Program Outcome #8: Other Assessment (if applicable)

Analysis of other assessments. *(Have you performed other assessments to evaluate the effectiveness of your program, to include surveys, self-assessments, or other assessment instruments used to evaluate the program. If so, please explain how information collected from the(se) assessments will be used to improve the program.)*

2020-2021 Action / Strategy Items:

Item #	Action / Strategy Items: <i>(Actions / strategies identified in the 2019-20 program review and outcome assessment.)</i>	Results / Use of Results: <i>(Provide results of the action / strategy identified. Was the action / strategy successful? How do you know?)</i>
1	The Program will use updated Program Reviews to assess coursework and success rates.	Course/Activity rubrics (if applicable) will be revised as a result of NAEYC assessment conducted in 2021.

2021-2022 Action / Strategy Items:

(Identify and address outcome assessments that fall below the established standard and/or target and additional recommendations resulting from the review.)

Item	Action / Strategy Items <i>(Identify action items as a result of your program outcome assessment.)</i>	Target Date <i>(Identify your projected target date for completion of action items.)</i>	Assessment of Action Items <i>(How will you assess the results of action items?)</i>
1	Program Outcome 1: Completers	May 2022	Results from data from graduation and certificate completion rate.
2	Program Outcome 2: Program Retention	May 2022	Results from retention data of students enrolled in 2021 verses results from data of the same students enrolled in 2022.
3	Program Outcome 7: Program Success Rate	May 2022	Results from data on repeated or failed classes in program. Results from number of students referred to academic skills and achievement coach.